

NanoCampo Handbook

Application Manual for NanoCampo-Abo with User Access

“Thank you for choosing the NanoCampo system. This handbook gives you a clear, structured introduction and provides you with all the important information on how to use the system, how it works, and the background of the NanoCampo mat.”

1. Important Legal Notice

NanoCampo is a wellness system. It does not replace a medical diagnosis or medical treatment. There are no promises of healing. The system is used at your own responsibility. NanoCampo does not heal. It supports cellular energy in the right-spinning range so that the body can perform its natural functions more effectively.

2. Introduction

In this handbook, you will find either a video or a short description for every topic. The videos show you in a practical way how the software works and how to apply everything in real life. This makes understanding much easier and more visual. We strongly recommend that you watch all the videos. The short descriptions are organized by topic so you can quickly and easily find exactly the information you need right now.

3. Registration

You have the following options for registration:

Option 1: You are technically proficient and would like to use your NanoCampo system completely on your own and independently as a private individual.

Option 2: You are technically proficient and would like to manage several NanoCampo systems – for example, as a therapist for your clients or as a private individual for the whole family. Everything runs conveniently through just one single email address.

Option 3: You are technically proficient and would like to be able to operate your personal NanoCampo system yourself. At the same time, you would like to receive a personalized implementation proposal every month and receive full support from a therapist. You want to work with the system both at night and during the day and are willing to subscribe to a NanoCampo subscription for one year.

Option 4: You are not very technically minded and would like to keep things really simple. You would also like to receive a personalized implementation proposal every month and receive full support from a therapist. You only want to work on your Android smartphone in the app and use exclusively the night programs. You are also willing to subscribe to a NanoCampo subscription for one year for this. If you wish, you can even order a pre-installed Android smartphone through your therapist.

If you can't move an email into a subfolder or save a browser favorite, you urgently need a NanoCampo subscription.

Should you lose the confirmation email, simply write to us at info@nanocampo.ch. We will then delete your account so you can register again without any problems.

Important Note

The NanoCampo subscription is always for an individual person and is never valid for the whole family. Both subscriptions – number 3 and number 4 – are completely identical when ordering in the FormSlim Shop.

The big advantage of a NanoCampo subscription lies in the **continuity** and the regular resonance. Every month you simply let your contact person know how your health is at the moment. In return, you will receive a personalized implementation proposal as well as the appropriate new night programs – saved directly in your app. With these constantly changing frequencies, your cells receive fresh resonances every month that support your body in the best possible way.

If you are not in good health, we recommend that you also do therapy during the day – especially with NanoMusik.

After completing the subscription, please send your serial number and your email address to your therapist or the Resonance Center. There you will be registered in the system as owner and user. You do not need to register yourself – everything will be done for you. You will automatically receive all access data by email.

If you would also like to receive day programs, simply let us know briefly in the same email together with your serial number. Your contact person will then set everything up so that both you and they have full access to the data.

If you only work in the app with the subscription, only your contact person will have full access. In this case, you do not need to look after the system yourself – we will take care of everything completely for you.

4. Guarantee

The guarantee begins on the day you are registered in the system as the owner with your serial number – regardless of whether you do this yourself or your therapist or the Resonance Center does it for you.

5. Software

The software consists of three components:










a) Internet Portal The internet portal is used for the registration and management of the owners. Here the owner also creates all users. Important: Only the respective user is then authorized to manage and individually adjust their own programs.

On the internet portal you have access to thousands of weekly plans and individual programs. This database is continuously updated. You therefore always choose either a current weekly plan or a maximum of six individual programs from the database. You then simply download these for yourself or for your clients onto the app.

b) Android App The app runs on an Android system. In this app, every user can set their personal strengths (intensities) as well as the individual running time of the programs.

c) Control Box The control box receives the data directly from the app. The settings can either be saved permanently on the control box or controlled live directly from the app during the therapy session. You can also use the control box together with an end plug as a NanoField (room harmonization).

■ TABLE OF CONTENTS

● PART 1 – PRACTICAL VIDEOS & APPLICATIONS	page
 Introduction: NanoCampo-Subscription	5
 Video 1 – Managing the Downloaded Programs with the APP	5
 1. Using the Control Box Correctly	8
 2. NanoField – Energy for Room and Everyday Life (Wellness)	10
 3. Correctly Installing the NanoCampo Mat for Night Use	13
 4. Daytime Application with the NanoCampo Mat	15
 5. Multiple NanoCampo Systems in the Same Household	17
 6. Subscriptions – The Basis for Regular Testing and Continuity	19
 7. Treatment of Animals – Especially Horse	21

● PART 2 – BASICS & SYSTEM UNDERSTANDING	
Chapter 1 – What is NanoCampo?	23
Chapter 2 – The Resonance Concept	23
Chapter 3 – Experiential Medicine and Development of the Mat	23
Chapter 4 – How Does the NanoCampo System Work?	23
Chapter 5 – Biophysical Basics	24
Chapter 6 – The Arndt-Schulz Rule	24
Chapter 7 – Bio-Photons – Light as Source of Life	24
Chapter 8 – Water as Information and Energy Carrier	24
Chapter 9 – Crystal Water and Cell Voltage	25
Chapter 10 – NanoField – Room Harmonisation	25
Chapter 11 – NanoCampo – Regeneration via Electrons	25
Chapter 12 – NanoMusic – Targeted Therapeutic Modulation	25
Chapter 13 – Difference in Effect Strength – Cellular vs. Extracellular	26
Chapter 14 – Effect Difference – Box, Small Mat, Large Mat, Horse Mat	26
Chapter 15 – Which Mat for Which Animals	26
Chapter 16 – Combination Therapy: NanoCampo + NanoMusic	26
Chapter 17 – Starting with NanoField or NanoCampo	27
Chapter 18 – Daytime Application – Targeted Therapeutic Use	27
Chapter 19 – What You Can Expect – Build-Up Process & BestAging	27
Chapter 20 – FormSlim and FormBeauty – Intake or Information	27
Chapter 21 – Our Nano-Vibration Medicine	27
Chapter 22 – Implementation of Vibration Medicine	28
Chapter 23 – Resonance Centres and Bio-Resonance Centres	28
Chapter 24 – Importance of Testing	28
Chapter 25 – Standard and Individual Bio-Energies	29
Chapter 26 – Extended Standard Bio-Energies and Selection Options	29
Chapter 27 – Applications for Animals	29

Chapter 28 – Chronic Illnesses and Genetic Topics (SNPs)	29
Chapter 29 – The Role of Detoxification	29
Chapter 30 – Rhythm and Long-Term Stability	30
Chapter 31 – Realistic Expectations and Time Factor	30
Chapter 32 – Why Information Alone Is Not Enough	30
Chapter 33 – Wellness, Regeneration and Therapy – Differentiation	30
Chapter 34 – Limits of the System and Responsibility	30
Chapter 35 – Technology with Principles – Minimalism Instead of Radiation	31
Chapter 36 – Conscious Handling of Bluetooth	31
Chapter 37 – Purchase and Use of Bluetooth Devices	31
Chapter 38 – Checking the Effect with the PULCA App	31
Chapter 39 – Prerequisites for Installation	31
Chapter 40 – Hardware Connections	32
Chapter 41 – Software and Updates	32
Chapter 42 – Safety Regulations and Warranty	32
Chapter 43 – Subscription Models and Benefits	33
Chapter 44 – Producing Levitated Water Yourself	34
Chapter 45 – Therapist Application Concept	34

● PART 1 – PRACTICAL VIDEOS & APPLICATIONS

Introduction: NanoCampo- Subscription

Congratulations! You have ordered a **NanoCampo subscription** and sent your contact person your serial number as well as the desired email address.

Your contact person has already registered you in the system as both **owner** and **user**. You have received a forwarded email from your contact person. In this email you will find everything you need to get started:

- your **fantasy username**
- the corresponding **password**

Next Step

Your contact person will send you a **separate email** shortly for your personal implementation proposal. With the NanoCampo subscription you have **one implementation proposal per month free of charge for 12 months**. In this email you can simply tell him your current health situation and your personal wishes. As soon as you have filled it out, you will receive your **complete, individual implementation proposal** from him. All day programs are also described in detail there. At the same time, he is already loading the appropriate night programs for you into your app.



As a NanoCampo subscriber, this is how you proceed now:

First set up the night programs in the app

Log in to the app with your fantasy username + password. There you will immediately find the NanoCampo night programs that your contact person has downloaded for you. Save these programs **permanently on the control box** first.

The night programs remain permanently saved on the control box. As long as you do not load any new programs onto it, they will stay there permanently. Only when you download and save new programs after a month will the old ones be overwritten.

Recommended order for getting started:

First watch the  **Video “Managing the downloaded programs with the APP”**. Then read the description  **“1. Using the control box correctly”**. If you proceed step by step, nothing can go wrong.

Video 1: Managing the downloaded programs with the APP

1) Short description

This video shows you how to log in to the app, how the programs (either the weekly plan or the individual program) arrive in the app, and how you can personally set the intensity and duration of the application for yourself.

It is also very important here that you read the handbook thoroughly so that the applications can develop their maximum effect. Here again the most important applications in brief:

a) If you work with bio-energies, it is worth setting both the operating and application duration to “Endless” for your NanoField and your NanoCampo application. It is in no way harmful if it runs continuously – on the contrary: the entire space within your apartment is then energetically right-spinning and strengthening 24 hours a day.

b) If you treat yourself during the day with a bio-energy and a mat (small or large mat), you should always wear the mat directly on the body. Anyone who does not have a mat should use the control box with the end plug (for example in the NanoCampo bag) on the body. For a day treatment, change the intensity to one of the day intensities and control the application directly with your tablet or phone. As a rule, you only treat yourself during the day with one repetition and set the time to at least 42 minutes.

c) If you treat yourself with NanoMusik, use all settings as described above. In this case, the phone with Bluetooth function (but without WLAN) lies on the control box next to the bio-energy (fixed with Velcro and bio-energy pouch). Either place a Bluetooth speaker in the room or work with Bluetooth headphones. Please always use NanoMusik according to your therapist’s instructions. He tests exactly how long the optimal treatment time is, because Bluetooth – even if it is right-spinning with NanoCampo – should not be used for very long. This is an intensive therapy. It is recommended to use the mat in the same night to support the repairs.

d) If you only treat yourself at night, do not get advice and do not use bio-energy, then set the normal sleep duration instead of “Endless”. For example $240 \text{ minutes} \times 3 = 720 \text{ minutes} = 8 \text{ hours of sleep}$.

e) If you do not have an Android phone yourself or do not want to set one up, your therapist can get you an inexpensive, pre-installed Android device. Simply contact your therapist.

2) Step-by-step instructions

1. Make sure the switch on the control box is set to ON.
2. Make sure your Android device (phone or tablet) is sufficiently charged.
3. Make sure your control box is also charged or plugged in. The power cable has a round socket on the control unit.
4. Connect your Android device to the control box using the supplied cable, which has two C-plugs. If your Android device is older, you will need to get an adapter for the C-plug.
5. As soon as you connect the control box to power or plug in the C-plug, a blue light will briefly light up. This confirms to you that the control box has successfully recognized and registered the connection.
6. If necessary, connect your Android device to the internet/WLAN so that the app can synchronize.
7. Search for and download the “NanoCampo Connect” app from the Google Play Store (internet) and install it.
8. Open the NanoCampo app on your Android device.

9. Log in with your fantasy username and user password (you received both by email). And set the language. **Important:** The app does not recognize owner data, only user data.
10. You are now on the working interface of the app system. Here you can now set your individual application needs.
11. If the downloaded program is not displayed, click the arrow on the right until the program appears. If an error occurs while downloading, you will see a red arrow at the top right. Open this window, take a photo of the error message and send it to info@nanocampo.ch.
12. Now you can set the application intensity. If you are treating yourself in addition to the night during the day, change the intensity to the day intensity. **Important:** This overwrites the intensities previously saved in the internet portal. These intensities are always set for the NanoField application or the personal resonance application at night. You can also use the same program during the day simply with a changed intensity. With direct application on the mat during the day, the effect is intensive and not regulative. Please never change the intensity for pure NanoField application (without mat and without direct body contact) – not even during the day.
13. Now decide whether you want to work directly with your phone/tablet during the day or save the program permanently on the control box (for night or NanoField). A direct day application does not overwrite the permanently saved night or bio-field program. You can therefore download a different (or even the same in a different intensity) program in day intensity every day and use the same program stored on the box every night.
14. In sensitive people, sleep problems can occur in the first few days because the resonance is immediately noticeable. In this case, set the program duration in the first night to a maximum of 60 minutes and shift it backwards. During this time a green light flashes; as soon as the program starts after the set time has elapsed, it goes out again after a short time.
15. Either you now want to save the program on the control box or apply it directly. First set the individual intensity (note: everything here is reversed: 10 % = very strong resonance, 500 % = very gentle resonance). Then set the repetitions:
 - 1× = for day application
 - 2× or 3× = for night (without bio-energy)
 - Endless = for people who use the room and the mat 24 hours a day (with bio-energy)
16. Download the program to the control box or apply it directly via the app. With direct application, the app shows you the remaining time counting backwards. At the end of the program you will hear a short tone with direct application. With the version saved on the control box there is no tone so you are not woken up unnecessarily.
17. If you want to manage several users in the app, we recommend using the Google password manager. This allows you to manage all usernames and passwords clearly, securely and conveniently.

You have now set up the app correctly and can use the programs optimally for yourself. In the next description I will show you how to use the control box (the control unit) correctly.

1. Description: Using the control box correctly

1) Short description

2) The control box is the heart of the NanoCampo system. If possible, a bio-energy bottle should always stand on it. Together they create two different energy fields:

a) **Electron field** This right-spinning field is created when an end plug or a mat is connected. The effect depends heavily on the transmission surface. The larger the surface, the stronger the effect: • Control unit: approx. 50 cm radius • Small mat: approx. 1 meter radius • Large mat: approx. 1.5 meter radius

With direct body contact, about 100 times more electrons are transmitted than at a distance of 20 cm or more. Therefore we recommend: • At night place the mat under the mattress for gentle and deep regeneration. • During the day wear the control unit or the mat directly on the body for an intensive effect.

The resonance is created because the body cells resonate with the frequency of the electrons.

b) **Vibration field (NanoField)** The vibrations are also turned to the right by the control unit in the entire electrical field of the household power network. This means that every electrical device in the house strengthens the body instead of weakening it. With additional use of Bluetooth, a right-spinning, high-energy area with a radius of approx. 10 meters is created around the Bluetooth speaker. The resonance is created because the body cells resonate with the information in the vibrations (bio-energy).

Structure of the control box – the connections and controls

1. **On/Off switch** Always switch the device to “Off” if it is not used for a longer period so that the battery does not discharge. The battery is the only component in the control box that can become defective if handled improperly. If you look after it, your NanoCampo system will work perfectly for a very long time. Even in the OFF position, the battery charges when plugged in. When switched on again, the last saved program remains active.
2. **USB-C connection** This is where the supplied cable connects to the Android tablet or phone to transfer programs.
3. **Power connection (round socket)** Normally always leave the control box plugged in. In combination with a bio-energy, all power is supportive and at the same time protects the battery. Use without power connection is only intended for the following cases: • All applications outdoors or in large rooms without a socket • Day treatments with the NanoCampo bag on the body (free movement) • Animal applications outdoors or in the stable
4. **Battery button** Press this button to check the current battery level or to see if a program is running.
5. **Start/Stop button** With this button you start the program, pause it or stop it.
6. **Connection for end plug / mat** This is where either the end plug or the connection cable for the mat is plugged in.

Important notes on use

The control unit can remain permanently plugged in as long as a bio-energy is on it. However, the integrated battery allows operation of up to approx. 24 hours without a power connection.

The connection cable with the mat is connected to the control unit exactly like the end plug. On the other side there is a bayonet lock that should remain firmly attached to the mat.

Important:

Whenever you remove the control box, first disconnect the cable connection on the control unit and leave the connection cable on the mat. Never pull the mat out from under the mattress by the cable. Improper handling and resulting mat damage are not covered by the warranty and will be charged. The large mat must not be folded, only rolled. Improper handling also excludes the warranty here.

Conscious simplicity of the control box

We have deliberately dispensed with any unnecessary technology. That is why the control box has no display – and does not need one. If the ON light is permanently on (even just briefly), the entire device works 100 % perfectly. We have deliberately reduced and simplified the system so that the control box works particularly long and reliably. Every additional component that could fail has been deliberately omitted.

Only **one single program** is always stored on the control box – namely the last program that you permanently downloaded to the control box. If you are no longer sure which program is currently on the box, you can check this in the chronology in the internet portal. If in doubt, simply download the desired program again permanently to the control box.

2) Step-by-step instructions

1. Make sure the main switch is set to ON.
2. To transfer data, connect the control unit to your Android phone or tablet using the USB-C cable. As soon as the connection is established, a blue light will briefly light up. This shows you that the control unit has recognized the external device.
3. You can now choose: • Apply the program directly via the app (day application) or • Save the program on the control box's hard drive (night application or NanoField). Every time you save a program, the previous one is automatically overwritten. In the chronology of your internet portal you can always see which programs were downloaded in which order.
4. **Direct application via the app** The program starts immediately. The set time counts backwards to 0. As soon as it is finished, you will hear a gentle tone. Please never set the application duration to "Endless" during the day.
5. **Working with a saved program on the control box** You can unplug the USB-C cable and briefly press the start button. Now your program is running.
6. If you press the start button again, you pause the program (the button flashes relatively quickly).
7. Another press lets the program continue running.
8. To check whether a program is currently running, briefly press the battery button. If both buttons (start and battery button) light up evenly and briefly green (without flashing), everything is running 100 % correctly.
9. If you want to switch the program off completely, hold the start button for 4–5 seconds. If you then press the battery button again, only the battery button lights up and the start button remains dark.
10. If you want to start again afterwards, press the start button briefly again.
11. **Battery status (via battery button):**

- Red: $\leq 30\%$ → please charge immediately
- Yellow: 30–75 %
- Green: $\geq 75\%$

12. **Start delay** If you have set a start delay in the app before saving, the light flashes faster than during a pause. The delay can be a maximum of 1 hour. It is intended especially for people who feel the resonance immediately and therefore have difficulty falling asleep.

13. In the event of a complete failure (e.g. red light or no light at all), briefly switch the device to OFF and then back to ON to reset it. You can then charge it on the power and apply the program again via the app.

You now have the control box safely and correctly under control. If you have any uncertainties or problems, please email info@nanocampo.ch.

2. Description: NanoField – Energy for Room and Everyday Life (Wellness)

1) Short Description

All life reacts to vibrations. Animals show us this quite naturally by instinctively seeking out those places where they feel safe, can come to rest and recharge their batteries. People also perceive this effect – often subtly or initially unconsciously. Experience clearly shows: NanoField is always in the field, and this field is perceived by the organism. In classical vibration medicine, building (anabolic) and breaking down (catabolic) information has been used for many decades – especially in homeopathy and with Schuessler salts. Here it is not the substance itself that works, but the information.

With NanoField a completely new form of information medicine is created from this: Information is no longer used punctually, time-limited or substance-bound, but continuously, room-effective and independent of intake. We work with the information fields of the FormSlim and FormBeauty products as well as with our own bio-energies – both as generally supportive basic energy for humans and animals and highly individual (personal soul information or family soul information). The information is transmitted directly via the energetic field, the water structures in the body and breathing. It works significantly amplified: up to about sixfold via NanoField, up to about thirtyfold via NanoMusic compared to classical intake. NanoField does not wear out but permanently recharges the stored bio-energy – over many years.

NanoField – the right spin

In nature we encounter right-spinning energy everywhere. In modern living and working rooms, however, this natural order is often disturbed – by technology, electrosmog and artificial left-spinning fields. This is exactly where NanoField comes in: It uses the existing vibrations in the room and turns them back to the right. The room itself thus becomes a supportive environment for humans and animals. NanoField is a pure wellness and permanent application. It can easily be used 24 hours a day and works gently, stabilising and building up. The goal is not the treatment of individual symptoms, but the harmonisation of the entire room – and thus of the people and animals who stay in it.

Structure of NanoField

NanoField consists of three components:

- NanoCampo control box
- End plug
- Bio-Field energy

With the end plug NanoField works not only on a subtle level but also on the level of electrons (radius approx. 50 cm). Without the end plug the effect is exclusively subtle. For a stable and complete effect we therefore generally recommend using an end plug. The control box has a battery and can also be used without a mains connection – ideal for on the go (garden, leisure, meditation, animal treatments etc.). In the household, however, it should remain plugged into the mains. This directly harmonises the entire house's own power circuit from left to right. Electrosmog loses its stressful effect and is converted into supportive, right-spinning information. Note: All electrical devices that are plugged directly into the primary power circuit create a right spin with NanoField. In multi-family houses the control box must therefore be connected to the central house installation.

Effect of NanoField

NanoField amplifies a bio-energy vibration about sixfold. The room is noticeably harmonised, left-spinning vibrations turn to the right, technical interference fields lose their catabolic character. The cells are supported anabolically, animals instinctively seek out these places and visibly feel better, people become calmer, more balanced and more resilient. NanoField is not a therapy but a permanent support in everyday life – in the living room, bedroom, office, practice or waiting rooms.

Properly Installing NanoField and Using It as a Room Field

NanoField is your daily companion for more energy and emotional balance – especially during the day. It harmonizes the entire room and is particularly well suited if you are sensitive to electrosmog, environmental stimuli, or intolerances. In combination with NanoMusic (and with the mat), NanoField mainly supports the therapeutic area and helps to gently balance out blockages. The principle is clear: Strengthen instead of protect.

Unlike the NanoCampo mat, you do not need to set a program with NanoField. The permanently installed NanoField program is the right choice for all applications. For this, we have developed a large selection of standard bio-energies that you can simply select on the control box:

- **Bio-Field** (always on the box for basic harmonization), possibly combined with
- **Bio-Kraft** (strength), possibly combined with the Vital weekly plan
- **Bio-Spirit** (mental/spiritual), possibly combined with the Spirit NanoField weekly plan
- **Bio-Detox** (detoxification), possibly combined with the Detox weekly plan
- **Bio-Shield** (strengthening the immune system), possibly combined with the Shield weekly plan
- **Bio-Vital** (blood circulation & vitality), possibly combined with the Spirit weekly plan
- **Bio-Power** (support for the mitochondria), possibly combined with the Power weekly plan
- **Bio-Calm** (calming the nerves), possibly combined with the Calm weekly plan
- **Bio-Repair** (support for genetic repairs – best in combination with FormBeauty products), possibly combined with the Repair weekly plan

For animals, the following are additionally available: **Bio-Horse**, **Bio-Cat**, **Bio-Dog**, and **Bio-Chicken**. **Note:** If you own a NanoCampo mat, you do not need an end plug. Simply place everything directly on the control box – the effect is identical. However, if you want to work more

intensively with NanoField or also with NanoCampo, you are welcome to change the weekly plans and combine them at the same time with the corresponding bio-energies. Please then use the corresponding weekly plans accordingly.

Special feature with FormSlim and FormBeauty products

Since all these products are right-spinning and strongly anabolic, they are excellently suited for informational support via NanoField. The application is simple: open capsules and put the contents in a glass container, remove FormBeauty products from the plastic bottle and place them on the box (ideally change daily). This way only the biophysical information works 24 hours a day – without material burden. If our own products are not sufficient, liquid homeopathic information or Schuessler salts can be placed directly on the box and also work room-filling.

A proven financial entry

If a complete entry into the NanoCampo world is not possible all at once financially, you can also enter relaxed step by step. You simply start with renting the NanoField system. As soon as this is paid off, you can add further components at your own pace – exactly those that you consider important and financially feasible. Your therapist or advisor will be happy to explain which extensions are most sensible for your personal situation. The NanoCampo system is modular and can be individually adapted to every need and every budget. This way you can grow step by step and without pressure into the full effect from rental to purchase.

Therapeutic effect of NanoField NanoField mainly transmits information. This creates a pleasant feel-good feeling in the room on the emotional and mental level. However, pure information transmission alone is often not enough for deep physical regeneration. For this reason, all serious regeneration processes in the body always require a mat.

Additional application possibilities with NanoField (only with end plug) • Energy and vibration optimisation of food Place food briefly on the control box. Result: better taste and significantly higher digestibility (e.g. strawberries or raspberries only 10 seconds).

- Energising and informing water Place a jug with purified osmosis water on the control box. The water becomes crystal water and absorbs all information from the bio-energies. The longer it stands on the box, the more energy it stores. As soon as you move the jug more than 50 cm away, the water loses the energy again – therefore best drunk directly. Extra tip: In addition place opened FormSlim capsules or another right-spinning substance. The water absorbs their information and transmits it into your cells.

- Vibration optimisation of FormBeauty products Place your FormBeauty products directly on the control box. They immediately take over the information from the bio-energy. Result: higher energy, more bio-photons and noticeable support for cell regeneration – from the skin to the connective tissue. Attention: Please always also place Bio-Repair on the box.

2) Step-by-Step Instructions

1. Find a suitable, fixed place in your house or practice – preferably near a socket.
2. Plug the power cable of the control box into a 220-volt socket.
3. Make sure the control box stands stably and dry.
4. Place the Bio-Field bottle (or further bio-energies) on top of the control box.

5. Plug the end plug into the control box (not necessary when using the mat).
 6. Press the start button.
 7. A green light lights up briefly – then the control box is already working.
 8. Leave the control box permanently plugged into the mains if possible.
 9. In multi-family houses make sure that the control box is connected directly to the central house connection or the primary main line. Every separate apartment otherwise needs its own control box.
 10. In case of uncertainty contact your resonance centre or support.
-

3. Description: Correctly Installing the NanoCampo Mat for Night Use

1) Short Description

Here you will learn how to correctly integrate the NanoCampo mat into the bed. You will learn how to place it under the mattress, what to watch out for with metal parts and how to start the device so that you are optimally supported during the night.

While NanoField harmonises the room and NanoMusic modulates in a targeted way, the real key to sustainable health lies in regeneration. And this is exactly where NanoCampo comes in.

The greatest challenge of our time is the chronic lack of real regeneration. Permanent stress, artificial fields, light deficiency, sleep deficit and environmental pollution rob the body above all of one thing: electrons. Without sufficient electrons the mitochondria lack the basis for their energy production – and thus the basic energy for every repair and healing at cell level. Without electrons the mitochondria cannot work efficiently. The result is a profound energy deficit in every cell. At the same time the formation of bio-photons collapses – that inner light communication that controls repair processes, correctly folds proteins and coordinates the entire cell function. This is exactly where many chronic complaints arise.

Why NanoCampo is so decisive

NanoCampo goes far beyond pure vibration information: It makes electrons directly available to the body and thus supplies the mitochondria with the missing basic energy. This combination of information and real energetic support, as well as resonance, is unique. When a NanoCampo mat is connected to the control box instead of the end plug, the effect is considerably strengthened:

- Small NanoCampo mat → about 4 times stronger than NanoField
- Large NanoCampo mat → about 11 times stronger than NanoField

The mat transmits not only the harmonising vibrations but also the electrons of the control box directly to the body. NanoCampo thus becomes the ideal nightly application – exactly in the phase in which the most important regeneration, repair and build-up processes take place.

Effect at cell level – with focus on the mitochondria

Through the direct supply of electrons NanoCampo sustainably energises the mitochondria. They are strengthened and relieved, can again efficiently produce ATP and unfold their full performance. This mitochondrial basic energy is the prerequisite for all further healing processes:

- Promotion of bio-photon production
 - Activation and stabilisation of all biochemical processes in the cell
 - Clean repair mechanisms, correct protein linkages and ordered cell communication
- Only when the mitochondria receive sufficient energy can repair and regeneration processes really run cleanly and sustainably.

Why the night is so important

Regular sleeping on the NanoCampo mat uses exactly the period in which the body naturally repairs and regenerates. NanoCampo supports specifically:

- cell metabolism
- mitochondrial energy production
- deep regeneration during sleep
- epigenetic processes and adaptations

Especially in the epigenetic area NanoCampo shows a significantly stronger effect than pure information systems because not only signals but real energy is made available here.

For whom NanoCampo is particularly important

NanoCampo is the first choice for:

- chronic energy deficit and exhaustion
- restricted mitochondrial performance
- genetic or epigenetic stresses
- high stress level and poor sleep quality

As a nightly energy source NanoCampo supplies body, mind and soul equally and creates the decisive basis so that NanoField and NanoMusic can also unfold their full, sustainable effect.

Tip 1: Use a bio-energy

- For general health topics → standard bio-energies from the NanoCampo shop
- For chronic complaints → kinesiological testing + if necessary individual bio-energy (for you or the whole family, from the FormSlim shop)

2) Step-by-Step Instructions

1. Choose the bed on which the mat is to be used (e.g. your own bed).
2. Connect the control box to the NanoCampo mat with the mat cable (engage bayonet lock).
3. For a large mat (e.g. 65 × 190 cm) place the mat under the mattress, with about 15–30 cm distance to your body.
4. For box-spring or water beds: o Place the mat directly on the bed. o Place a topper of approx. 10–15 cm thickness on top.
5. For beds with metal parts: The effect is strengthened. In part the effect can then be too strong and impair regeneration. Sensitive people could get sleep problems. In this case you should definitely work with bio-energy (e.g. Bio-Field).
6. With thin mattresses you can also place the mat well protected (e.g. in plastic) under the bed base on the floor.
7. In a double bed with two mats it is important: o The mats must not touch each other. o The bed should be at least 140 cm wide.
8. If two people sleep in a double bed and the NanoCampo mat lies only under one person, you should definitely work with Bio-Field. Without Bio-Field the second person could be

disturbed or irritated by the frequencies of the electron transmission. Bio-Field harmonises all vibrations so that they are gentle and well tolerated for both people.

9. Place the control box so that you can reach it easily from the bed (e.g. at the foot of the bed or bedside table).
10. Before going to sleep: o Check the battery (green light). o Press the start button.
11. The program now runs (typically endless, depending on the setting).
12. The control box automatically recognises the current day of the week and plays the appropriate daily program from your weekly plan.
13. Lie down in bed and sleep as usual – the electrons and vibrations work while you sleep.

With the NanoCampo mat you will support the cells every night so that they can regenerate and build up better.

4. Description: Daytime Application with the NanoCampo Mat

1) Short Description

The NanoCampo mat can not only be used at night for deep regeneration but also during the day as strong therapeutic support. You will learn how to switch off the automatic strength control, set the intensity manually and why direct body contact massively strengthens the electron effect (up to 100-fold). At the same time you can excellently use the mat during the day therapeutically with NanoMusic.

NanoMusic – targeted therapy for modulation

NanoMusic is the therapeutic extension of the NanoField system in combination with NanoCampo. Classification:

- NanoField → wellness and permanent application (day and night)
- NanoCampo (night) → regeneration area
- NanoCampo during the day → targeted strengthening (gentle)
- NanoMusic → targeted therapy form (intensive, catabolic)

Goal of NanoMusic: Modulation instead of stimulation

NanoMusic is not supposed to stimulate the organism but to modulate it. It leads the body out of rigidity, blockages and stuck regulation patterns and makes full adaptability available to it again. Many physical and emotional complaints arise not from “too much” or “too little” but from a lack of flexibility in regulation.

Why the combination therapy of a NanoCampo mat with NanoMusic is particularly effective

The human body reacts above all to rhythm, order and coherence. Exactly here the two principles complement each other optimally: NanoMusic supplies a clear, structuring impulse via Bluetooth (the “beat”). At the same time the nano-electrons of the mat supply the body with the necessary energy so that it can absorb, process and implement this information. Put simply: NanoMusic gives the beat – the electrons of the mat open the door. The body is not controlled from outside but receives optimum conditions to find its way back into balance from its own strength. The combination works catabolically (short-term demanding) to dissolve old patterns and is simultaneously harmonised and stabilised by the mat. Many people perceive it as pleasant, calming and deeply effective.

Catabolic effect and important rules

NanoMusic works consciously catabolically. The body is briefly demanded to dissolve old structures, patterns and blockages. Only then can a new, improved regulation arise (basic principle: no change without stimulus). Through NanoField the Bluetooth field turns to the right. Nevertheless the body initially reacts physiologically to the stimulus:

- The right-spinning Bluetooth vibrations activate the body
- The calming nano-electrons of NanoCampo harmonise it at the same time

This therapy form is very intensive and clearly noticeable for almost all people.

Important rules:

- Never use NanoMusic permanently and never at night
- Optimal duration: 42 minutes once daily
- Afterwards the body needs sufficient regeneration time – ideally with the NanoCampo mat at night (at least six times longer than the therapy time)

Control of the catabolic effect (PULCA app)

The PULCA app is excellently suited for checking. Short-term irregularities in the measured values are desired – they show that the body is actively going into counter-regulation. Thanks to the mat the system then settles back to a healthy base.

2) Step-by-Step Instructions: Targeted NanoCampo Strengthening During the Day (without NanoMusic)

1. Carefully take the mat out from under the mattress. Never pull on the cable, always only on the mat itself. Improper handling is not a warranty case.
2. For regular daytime application it is worth buying a small mat.
3. If you want to move freely within the apartment, we recommend the NanoCampo bag – this way you can carry everything comfortably with you.
4. The small mat can also be fixed with clamps to a chair, sofa or dog bed.
5. In the bag you can alternatively use only the control box with end plug (NanoField).
6. Make sure the mat is correctly connected to the cable and the two C plugs and the control box (except for pure NanoField use).
7. Open the NanoCampo app on your Android device.
8. Log in with user name and password.
9. Select the desired day or weekly program.
10. Deactivate the automatic strength control (no night mode during the day).
11. Set the strength manually (start low and increase slowly): • Day program very fine • Day program fine • Day program medium • Day program strong
12. Lie directly on the mat or sit with the seat mat on a chair (or wear it on the body).
13. Fix the mat with clamps if necessary so that it does not slip.
14. With direct body contact the electron effect is about 100 times stronger than at night with distance.
15. Start the application via the start button on the control box.
16. Observe your reaction: • Well-being → slowly increase duration • Discomfort or restlessness → reduce strength or duration
17. If you no longer feel any reaction during the day, your body has adapted – then you can use the mat again at night.

18. With very sensitive people or complex topics: always discuss with your resonance centre or therapist.

3) Step-by-Step Instructions: NanoMusic During the Day (Targeted Therapy, Intensive)

- 1.–8. Set everything up exactly as for the pure NanoCampo daytime application (see section 2 above).
9. Place your smartphone directly on the control box or on the mat so that it lies within the NanoField.
10. Switch WLAN off on the smartphone.
11. Switch Bluetooth on.
12. Select your NanoMusic playlist (streamed via mobile data, e.g. 5G, or previously downloaded).
13. Set the volume on the smartphone – this determines the strength of the Bluetooth signal.
14. Adjust the actual listening volume separately using the external speaker or headphones.
15. Start the music – this simultaneously starts the NanoMusic therapy.
16. You will receive the exact recommended therapy duration from your therapist.

Important additional notes on NanoMusic application:

- You can also use NanoMusic without audible music: Simply set the volume of the speaker to zero – the energetic Bluetooth effect remains fully intact and works room-filling (approx. 10 m radius).
- Headphones additionally strengthen the effect in the head and nerve area and are particularly useful for neural topics.
- After the treatment the body needs sufficient regeneration time – ideally with the NanoCampo mat at night.
- Do not use NanoMusic before sleeping and not permanently distributed over the day.
- NanoMusic should always be used in a targeted and conscious way – ideally under the guidance of an experienced therapist.

Important Notes

- Bluetooth and WLAN work strongly catabolically. This property is consciously and time-limited therapeutically used with NanoMusic. In everyday life Bluetooth should only be used during active treatment – otherwise listen to music consistently wired.
- For regular use we recommend Bluetooth speakers and headphones that can also be operated wired (3.5 mm audio jack + suitable adapters).
- Checking the direction of rotation with the pendulum: Remove smartphone from the box/mat → pendulum turns left. Put smartphone back → pendulum immediately turns right. A clear right rotation shows the desired strengthening effect.
- Note for therapists: NanoField strengthens bio-information up to about 6-fold, NanoMusic even up to 30-fold. This combination opens up new possibilities in vibration medicine but should only be carried out under the guidance of an experienced therapist. During treatment additional bio-energies, FormSlim or FormBeauty products or homeopathic information can be used.

This way the daytime application with the mat and NanoMusic becomes a highly effective, targeted therapy form – always in the right rhythm of stimulus and regeneration.

5. Description: Multiple NanoCampo Systems in the Same Household Require a Special Bio-Energy

1) Short Description

If several NanoCampo systems are used simultaneously in a household or business, a clear energetic coordination is essential. Otherwise the different frequencies of the control units can interfere with each other. Here you will learn why a family bio-energy is necessary in this case and how you ensure that all people and animals work harmoniously together in the same field.

The decisive difference: Individual bio-energy or family bio-energy?

A. Family bio-energy (for the whole family including animals) Basis: Soul images of both family heads Effect: Harmonises the entire room and the energies of all family members – humans and animals equally. Particularly useful when:

- more than one NanoCampo system in the household
- humans and animals are to be supported together

B. Personal NanoCampo bio-energy (for individuals) Basis: Soul image of the affected person Effect: Individually tuned to personal data, current needs and health topics. Particularly useful when:

- only one NanoCampo system in the household
- no pets
- targeted, deep support for one single person

Important: As soon as more than one NanoCampo system is running in a household, you should always use a family bio-energy. It is specially tested and produced for your family in a bio-resonance centre. This way all systems are harmoniously coordinated with each other, all family members (and animals) are optimally protected and do not disturb each other.

Resonance centres and bio-resonance centres

All resonance centres can test whether you need a bio-energy. Only bio-resonance centres, however, produce individual bio-energies and family bio-energies.

Note for pet owners

Not every centre looks after animals. Make sure that the chosen bio-resonance centre tests and treats both humans and animals.

In summary

With a single system and without animals the personal bio-energy is usually sufficient. As soon as several systems or animals are in the household, the family bio-energy is the right and most important choice.

2) Step-by-Step Instructions: Correctly Using the Family Bio-Energy and Managing Multiple Systems

1. Check whether more than one NanoCampo system is active at the same time.
2. Decide on a family bio-energy.
3. Contact a bio-resonance centre and have a family bio-energy created on the basis of the soul images of both family heads.
4. The two soul images are merged there into a common family profile.

5. This one family bio-energy is sufficient for all control boxes in the household.
6. Every control box should additionally carry a Bio-Field energy so that the basic harmonisation between the control units works optimally.
7. The family bio-energy does not disturb any standard bio-energy – all bio-energies can be combined with each other.
8. The great advantage of the family bio-energy: It energetically unites the different electron frequencies of the various control units and at the same time strengthens all family members (and animals) harmoniously.

3) Step-by-Step Instructions: Treating Several People or Animals with Only One Mat You can easily treat several people or animals with only one mat. Even if in a double bed only one person lies directly on the mat, the second person still benefits – he/she receives significantly fewer electrons but still the harmonising vibrations. As long as only one system is in operation, you do not need a family bio-energy.

This is the best way to proceed:

1. Setup • Register as business owner and create a separate user account for every family member (including pets). This way every person/animal has its own chronology and you keep the perfect overview.

- Tip: Use a password manager in the Android app so that you can quickly and securely switch between the accounts.

2. Application

- The first person uses the mat e.g. at night with the program permanently saved on the control box (e.g. weekly plan).

- The second person or an animal uses the mat during the day directly via the app with its own program – without changing the program saved on the control box (either as NanoCampo application during the day or with NanoMusic during the day).

With this clear structure and the right bio-energy, several systems and several users also work harmoniously and without disturbances.

6. Subscriptions – The Basis for Regular Testing and Continuity

1) Short Description

You can easily treat yourself with the NanoCampo system at any time. However, you cannot carry out an objective and precise testing of your current needs and your subconscious yourself. No one can reliably test his/her own subconscious because he/she is part of it and unconsciously biased. We therefore recommend regular professional testing. So that these do not cause high costs with every performance and you can implement consistently in the long term, we have developed special subscriptions – including free testing for the whole family and attractive discounts on FormSlim and FormBeauty products.

Our subscriptions are particularly helpful for people with chronic energy deficit or exhaustion, restricted mitochondrial performance, genetic or epigenetic weaknesses as well as high stress level or poor sleep quality.

2) Step-by-Step Instructions for Long-Term Success

1. Recognise that self-testing of your subconscious is not possible due to personal bias.
2. Have yourself regularly tested by a trained tester using functional bio-kinesiology.
3. Choose the appropriate subscription model for you and your family.
4. Benefit during the entire term from free testing (max. 1× per month).
5. Receive individually tuned programs and bio-energies as well as suitable product recommendations that are exactly tailored to your current needs.
6. Download the programs via the app and apply them consistently – this way you achieve sustainable positive changes.

Important Recommendations for Optimum Results

Everyday life often makes it difficult to implement changes consistently over months and years. Our implementation suggestions always show you the right way that your subconscious likes to take. No matter which way you then choose – it will in any case give you a positive and better feeling of life. It makes no sense to chase any hypes or other information. We want to show you what your cells really want – only what your cells actually need.

The resonance concept consists of three central building blocks: testing using functional bio-kinesiology, the NanoCampo system and the FormSlim and FormBeauty products. NanoCampo is the core of the resonance concept. In principle we want to support you in finding your own way to your health. However, since every health is unique, there is also no rule that is equally valid for all people. No two people have exactly the same genes.

Especially in the epigenetic area NanoCampo is very good support. We cannot change the genes, but we can test genetic weaknesses and support the corresponding genes that compensate for these weaknesses.

Everything Needs Time

The electrons and vibrations of NanoField and NanoCampo always work supportively, never stressfully. Nevertheless the build-up needs time. As a rule of thumb: build-up takes about six times longer than breakdown. The effect often begins subtly but unfolds deeply and sustainably. With genetic topics we are talking about months to years until a new epigenetic stability is built up. NanoCampo thereby reverses the usual process: instead of being weakened by environmental factors, your body becomes stronger step by step. This anabolic build-up process also slows down the ageing process – we call this BestAging. Ageing cannot be stopped, but it can be shaped much more easily and stably.

When is genetic support useful?

Genetic support is the deepest and finest building block in the entire concept. We therefore only use it when your metabolism is stable. It is useful in two cases:

1. You are basically healthy and want to optimise further in the sense of prevention or BestAging.
2. You have already been working for a longer time with nutrition, FormSlim products and the NanoCampo mat but still feel complaints with a possible genetic cause.

With every implementation suggestion we test individually whether genetic programs are currently useful. Only when your system clearly signals that it is ready do we begin with it.

Working on this level too early could overtax the body. Genetic support requires consistency. For at least four months you should be prepared to adapt nutrition and everyday life and to apply the programs regularly. Longer breaks prevent a stable effect. We therefore always recommend a subscription here to ensure continuity.

Our Subscriptions (there are 4 subscriptions on www.formslim.com):

- NanoCampo subscription human (only possible annually) → for everyone who likes it simple.
- NanoCampo subscription animal (only possible annually) → for everyone who simply wants to look after their animal.
- Normal subscription human (3, 6, 12 months) → for everyone who likes to do everything individually themselves.
- Normal subscription animal (3, 6, 12 months) → for everyone who likes to support their animal individually.

The NanoCampo Subscription – the Simplest and Most Convenient Solution

a) For everyone who is not so technically experienced or wants the simplest possible system operation, we particularly recommend the NanoCampo subscription. With this subscription you are fully looked after throughout the entire term. Your resonance centre tests you (and on request your family) during the 12 months always when a program change is useful – usually once per month. You receive the appropriate programs automatically in your app. You only have to open the app, log in, update – and the new program is immediately available. Your therapist will be happy to advise you on all questions.

b) For everyone who is technically fit but additionally wants to work intensively with NanoCampo during the day. This subscription is ideal if you have serious topics that you mainly want to treat during the day with NanoMusic. This way you can achieve significantly better results. In this case you book the NanoCampo subscription and at the same time inform your therapist or resonance centre by e-mail that you not only want to receive the data on the app but additionally as a user want your own access to the user interface (including e-mail notification).

You will then receive:

- The programs tested for the night automatically and directly in your app (you download these to your control unit).
- In addition by e-mail the individual daytime programs that you can apply independently via the app without overwriting your night programs on the control unit.

This way you keep a clear overview, make significantly faster progress and can optimally use both the nightly and the intensive daily application. Your therapist or resonance centre will be happy to help you with further questions.

The “Normal” Subscriptions

With the normal subscriptions you also receive all information and programs. The difference: You decide yourself which programs you download to your app and thus to your control unit.

Testing & Benefits

With all subscriptions the testing (for the family) is free during the entire term (max. 1 × per month). In addition all subscriptions receive discounts on products (only applies to subscriptions

for humans):

- 3 months → 5 % discount
- 6 months → 7.5 % discount
- 12 months → 10 % discount

As additional appreciation you receive a 10 € voucher for your next order from a purchase value of 200 € – also as a contribution to sustainability.

7. Treatment of Animals – Especially Horses

1) Short Description of the Horse Mat

We have developed a specially designed horse mat for horses. It was primarily developed for large horses but thanks to its foldable construction and the practical Velcro system it can be flexibly adapted to smaller animals such as ponies or also cows. The control unit is securely attached to the horse's back with Velcro during application – ideally in quiet times when the horse is not being ridden.

2) Step-by-Step Instructions for Therapy with the Horse Mat

1. Choose a quiet time when the horse is not being ridden or heavily stressed.
2. Put the horse mat on the horse. Start at the head and work your way backwards by adjusting the Velcro fasteners so that the mat lies nicely on the body.
3. Securely attach the control unit to the horse's back with the Velcro system and connect it to the connection cable on the horse mat (bayonet lock).
4. Select the appropriate therapy program (you receive it from your therapist or the resonance centre) and start the application.
5. Ideally let the horse be treated with the mat for 60–90 minutes.
6. Observe your horse's reaction – many animals show deep relaxation or even fall into a meditative state during this time.

Important Recommendations for Optimum Results

We have developed our own, specially tuned frequencies and therapy programs for dogs, cats and horses. These combine perfectly with the corresponding bio-energies and are exactly aligned with the physiological and energetic needs of the respective animal species.

Because animals have no awareness of NanoCampo, they also have no prejudices. All animals react very positively and immediately to the NanoCampo frequencies – especially in combination with the bio-energies. Since animals know no placebo effect, all visible changes in the animal (material or in behaviour) are completely unadulterated and natural. All animals visibly love the applications with NanoCampo – a clear sign that they deeply feel the harmonising and supportive effect and enjoy every treatment.

The application on animals is just as simple as with humans. Only the programs change and of course the individually tuned bio-energies.

With NanoField you can harmonise an entire stable or the living area for animals. For the treatment of a smaller horse stable usually one horse mat is already sufficient, as each horse is normally treated for no longer than 90 minutes per day. You receive the exact treatment times

and individual recommendations directly from your therapist or the responsible resonance centre.

In addition we always recommend running a NanoField in the entire stable area 24 hours a day for horses. This creates a harmonising resonance field from which all animals in the stable benefit simultaneously. Animals that are additionally treated with the NanoCampo mat particularly enjoy the targeted effect. Many literally look forward to every new application. As soon as they no longer need the support, they show this in a natural way – they simply no longer stay on the mat.

Animal Resonance Centres

We have set up specialised animal resonance centres for all three animal species – dogs, cats and horses. Please note, however, that not every resonance centre also looks after animals. Some centres work exclusively with humans, others with animals – and some with both. For an individually tuned therapy a kinesiological testing in the animal resonance centre is highly recommended. Individual bio-energies can also be produced for animals. This way the appropriate programs can be precisely and optimally tuned to your animal's needs with the right information. In the regular subscription two house-animal therapy programs per month are included – except for horses, as different framework conditions apply here.

● PART 2 – BASICS & SYSTEM UNDERSTANDING

Chapter 1 – What is NanoCampo?

NanoCampo is a system that works with very fine vibrations and electrons. These vibrations are so weak that they do not burden the body but support it. You can imagine it like a gentle impulse that helps the body to order itself better again. NanoCampo does not want to suppress or fight anything. It wants to help the body become stronger so that it can regulate itself.

Chapter 2 – The Resonance Concept

The NanoCampo system does not stand alone. It is part of a larger idea that we call the resonance concept. Resonance means that your body reacts to what fits it. When something goes into resonance, it feels right. It strengthens you. When something does not go into resonance, it feels wrong or stressful. We use exactly this principle in the entire NanoCampo concept. We do not work against the body but always with its inner consent. The resonance concept consists of three central building blocks: testing using functional bio-kinesiology, the NanoCampo system and the FormSlim and FormBeauty products.

Chapter 3 – Experiential Medicine and Development of the Mat

The NanoCampo mat did not simply arise at the desk. It was developed, tested, observed and repeatedly adjusted over many years. This path is called experiential medicine. This means: one observes exactly how people and animals react and improves the system step by step. It is not about theoretically proving something but about whether it works noticeably in practice. Many users report clear changes – sometimes very quickly, sometimes slowly and gently. What is always decisive is the experience of the body itself. Some react at the beginning with increased difficulty falling asleep because the body immediately begins with repairs. These initial reactions are not dangerous and show that your body goes into resonance with the high energy. In case of problems falling asleep we recommend the timer function up to 60 minutes.

Chapter 4 – How Does the NanoCampo System Work?

The NanoCampo system works on two finely coordinated levels simultaneously:

1. Nano-ether field (neutrinos) Through the nano-ether field (neutrinos) this active transformation is implemented in the entire power network of the house – everything that used to be left-spinning and stressful becomes right-spinning, strengthening energy. Neutrinos are extremely fine particles. Through this ether field the entire electrical field of the house is harmonised. What used to be left-spinning and stressful (electrosmog, WLAN, Bluetooth, 5G etc.) is actively converted into right-spinning, strengthening energy.
2. Nano-electron field The nano-electron field generates right-spinning bio-photons directly in the body. Electrons are about a billion times larger than neutrinos. That is why the surface of the control box alone is often not sufficient to create a noticeable effect in the body. This is where the NanoCampo mat comes into play: it offers the necessary large transmission surface and transmits the electrons directly to the body. Through this combination of ether field (room harmonisation) and electron field (cellular regeneration) the unique, holistic effect of the NanoCampo system arises. In addition the effect can be intensified even more during the day with Bluetooth (NanoMusic).

Chapter 5 – Biophysical Basics

Everything that exists consists of atoms. And everything that consists of atoms vibrates – either left- or right-spinning. Right-spinning vibrations have a building, ordering and strengthening effect. Left-spinning vibrations on the other hand tend to have a breaking-down and weakening effect. Chronic illnesses are energetically mostly associated with left-spinning frequencies. NanoCampo works with extremely fine right-spinning vibrations in the nanovolt range: 1 nanovolt is 1,000,000,000 times finer than 1 volt. NanoCampo is about 50 nanovolts weaker than the current in the DNA – and thus billions of times finer than conventional magnetic field devices. In our modern world we are exposed to many left-spinning influences, for example through artificial light, electrosmog or heavily processed foods. The NanoCampo system uses these fine right-spinning vibrations to balance out such influences. It supports the body in returning to a natural order.

Chapter 6 – The Arndt-Schulz Rule

The Arndt-Schulz rule is one of the most important natural laws in biophysics and vibration medicine. It says in simplified form: weak stimuli have an activating and strengthening effect, medium stimuli promote growth and regeneration, while very strong stimuli can inhibit or block the organism. NanoCampo consciously works with very fine, weak impulses – clearly below the body's own micro-current. This creates no overload but a gentle and sustainable activation of self-regulation. In the NanoCampo system there are five different vibration strengths available that can be set individually. Kinesiological tests show that the same frequency can work on different levels depending on the chosen intensity: • physical – cells, organs and metabolism • mental – clarity, concentration and thinking • spiritual – consciousness and spiritual presence • soul – heart energy, emotional balance and inner harmony This extension makes the system particularly precise and versatile because you can specifically support the level that currently needs the most support.

Chapter 7 – Bio-Photons – Light as Source of Life

All living cells emit bio-photons – fine light impulses that carry order and information. These light signals connect us with the zero-point field, the origin of creative energy. Industrial food loses a large part of this light power. The fewer bio-photons the cells produce, the weaker the inner communication, cell repair and the entire regulation in the body become. The NanoCampo mat strengthens the mitochondria with right-spinning electrons and thus stimulates the body's own bio-photon production again.

Chapter 8 – Water as Information and Energy Carrier

Water is not only vital – it is an information carrier, energy store and resonance amplifier. Depending on its state it works completely differently. Water can assume different aggregate states and directions of rotation:

- Liquid water: chaotic, entropic, left-spinning
- Crystal water: ordered, syntropic, right-spinning – stands for healing and cell build-up
- Ice & steam: energetically changeable, depending on imprinting

Water stores every information it comes into contact with. Energetically one distinguishes: left-spinning → breaking down, catabolic; right-spinning → building up, anabolic, healing. The energetic charge of water is measured in Bovis units. The higher this value, the stronger the water supports the body on biochemical, biophysical and bioenergetic levels. Since every personal situation is individual, we offer a free personal water consultation in the shop.

Chapter 9 – Crystal Water and Cell Voltage

Water has not only three but four aggregate states: ice, steam, liquid water – and hexagonally ordered crystal water. This structured crystal water arises at boundary surfaces, especially at the cell membranes. Exactly this ordered state creates an electrical voltage of about 13.6 microvolts in every cell. This cell voltage is vital: without it neither cell communication nor the correct protein folding via Van-der-Waals forces works. The NanoCampo mat works directly on this mechanism. Its fine right-spinning vibrations and electrons promote the ordering of the crystal water in the entire body within seconds. This regulates the cell voltage and optimises protein production.

Chapter 10 – NanoField – Room Harmonisation

NanoField is the part of the system that harmonises the entire room. It works gently and can be used around the clock. In nature we encounter right-spinning energy everywhere. In modern living and working rooms, however, this natural order is often disturbed – by technology, electrosmog and artificial left-spinning fields. NanoField actively converts these left-spinning vibrations (electrosmog, WLAN, Bluetooth, 5G etc.) into right-spinning energy. What used to weaken now becomes a strengthening force for the body. NanoField is based on the frequency of love and is the first technology worldwide that combines bioenergetic vibrations with nanotechnology – a real quantum leap. The effect can be proven with a tensor. NanoField is a pure wellness and permanent application. It works gently, stabilising and building up. With pure subtle application (without mat) we recommend renewing the bio-energy after 3 years to maintain optimum vibration quality.

Chapter 11 – NanoCampo – Regeneration via Electrons

The NanoCampo mat transmits the powerful energy of the control box directly to your body – especially during the night. While NanoField mainly harmonises the room, NanoCampo goes deeper into the body. Via fine electrons the mitochondria, the power plants of the cells, are

supplied with additional energy. These electrons strengthen the basis for repair, build-up and stabilisation. It is not only about information but about real energy for the cells. **Tip:** Have your bio-energy tested regularly – for health topics ideally via a subscription. This way you can always adapt it exactly to your current needs.

Chapter 12 – NanoMusic – Targeted Therapeutic Modulation

NanoMusic is the targeted therapy form in the NanoCampo system. While NanoField permanently harmonises and NanoCampo regenerates, NanoMusic consciously sets a stimulus. This stimulus works catabolically, i.e.: it dissolves old patterns, blockages or stuck states in the body. The body is thereby briefly demanded. Exactly this stimulus can initiate change. It is important, however, that NanoMusic is used in a time-limited way – usually 42 minutes. Afterwards the body needs sufficient regeneration, ideally with the NanoCampo mat. NanoMusic gives the impulse for change, NanoCampo then ensures stabilisation and build-up.

Chapter 13 – Difference in Effect Strength – Cellular vs. Extracellular

Most magnetic field mats work in the milli- or volt range. These stronger fields work mainly extracellularly. This means: they mainly influence blood, lymph and circulation. This can improve oxygen supply and loosen muscle tension. NanoCampo works in the nanovolt range – billions of times finer. These fine impulses are weaker than the body's own micro-current and can therefore work directly intracellularly, i.e. inside the cell.

- Classical magnetic field mats: → stronger, work mainly outside the cells (blood, lymph, tissue)
- NanoCampo: → extremely fine, works directly inside the cell (mitochondria, cell voltage, regulation).

Classical magnetic field systems work via force. NanoCampo works via precision.

Chapter 14 – Effect Difference – Box, Small Mat, Large Mat, Horse Mat

The control box with end plug works mainly via information and a fine field. The electron effect is noticeable in the near range (approx. 50 cm). It mainly harmonises the room and supports gently. The small mat transmits electrons directly to the body. Due to the close contact the effect is clearly stronger – about four times stronger than NanoField. It is well suited for targeted applications while sitting or for smaller animals. The large mat strengthens the electron transmission even more clearly – about eleven times stronger than NanoField. It works intensively at cell level and is ideal for nightly regeneration. The horse mat is specially designed for horses. It works according to the same principle as the large mat but has about 22 times stronger effect.

Chapter 15 – Which Mat for Which Animals

The choice of the right mat depends on the size and weight of the animal. The goal is always a stable electron transmission in appropriate strength.

Small mat (40 × 50 cm)

Suitable for: • cats • small dogs • small pets It is placed under the basket or favourite place. The effect is clearly stronger than with the box alone and ideal for smaller bodies.

Large mat (65 × 190 cm)

Suitable for: • large dogs • very sensitive animals • several animals at the same time It can be used under a blanket or a resting place and offers a more intensive electron effect.

Horse mat

Specially developed for: • horses • large farm animals (cows etc.) It is matched in size and

structure to the body mass of large animals. The goal is a uniform, stable electron supply even with high muscle and tissue mass.

Chapter 16 – Combination Therapy: NanoCampo + NanoMusic

The combination of NanoCampo mat and NanoMusic is particularly effective because two principles work together at the same time. NanoMusic gives a clear, rhythmic impulse. It challenges the body and helps it to dissolve rigid patterns. At the same time the NanoCampo mat supplies the necessary energy via its electrons so that the body can also implement this change. You can imagine it like this: NanoMusic gives the beat, and NanoCampo provides the fuel. It is important to have the right ratio. After every active phase with NanoMusic the body needs sufficient time for regeneration. This creates a natural alternation between stimulus and recovery – exactly as the body knows it from nature.

Chapter 17 – Starting with NanoField or NanoCampo

Many people want to start immediately with NanoField or the NanoCampo system – often even without individual bio-energy. For this entry we recommend the following 4-week sequence: Detox → Shield → Vital → Spirit. You can download these programs directly online. They have a regulative effect on your cells and support the energetic build-up. Every illness begins with a disturbed vibration. After these four weeks it is therefore useful to have your own bio-energy produced or to carry out an individual testing via the subscription. With the FormSlim subscription you receive up to 10 % discount on all FormSlim products, a tailor-made therapy suggestion for you, your family and up to two animals as well as the possibility to have horses, dogs or cats tested in a resonance centre.

Chapter 18 – Daytime Application – Targeted Therapeutic

Use The application during the day differs from the night application. During the day your body is more active, the so-called sympathetic nervous system works more strongly. The mat is therefore consciously set differently during the day. The strength is chosen manually, and direct body contact clearly strengthens the electron transmission. This can make the effect more intensive. The daytime application is particularly suitable for chronic topics, nervous stress or if someone does not tolerate the mat well at night. It is important to start slowly and to observe the body's reaction. If you feel a clear activation, this can be a sign that the body is reacting. If the application is well tolerated, it can be used regularly. NanoMusic can additionally strengthen the daytime application but should only be used in a targeted and time-limited way. Please always use NanoMusic only under the guidance of a therapist.

Chapter 19 – What You Can Expect – Build-Up Process & BestAging

NanoCampo works supportively and sustainably, but it is not a quick switch. The body needs time to build itself up. As a simple rule of thumb: build-up takes about six times longer than breakdown. If something has been weakened over many years, it cannot become completely stable in a few days. The effect often begins subtly and hardly noticeably. Over time, however, it unfolds deeply and sustainably. Especially with genetic or chronic topics continuity and patience are needed. Example: In a blood drop study a single blood drop survived a full 18 days after only 40 minutes of NanoCampo application – the previous world record was 10 days. The goal is not to stop ageing but to strengthen the body so that it remains more stable, clearer and more resistant. We call this natural, building process BestAging.

Chapter 20 – FormSlim and FormBeauty – Intake or Information

FormSlim and FormBeauty products can be used in two different ways. When taken or applied they work biochemically – the body processes the contained substances via metabolism, blood and cells. When placed on the control box, however, not the substance but exclusively the pure information of the product works. No material intake takes place here. The information is transmitted room-effectively via the field and can work continuously on body, mind and soul. Energy alone is not enough. The body also needs biochemical building blocks to implement the impulses. That is why we have developed the FormSlim complex remedies – based on kinesiological resonance. We do not simply recommend our products – but test what goes into resonance. What is decisive is not where a solution comes from but whether it vibrates in harmony with the person.

Chapter 21 – Our Nano-Vibration Medicine

Our nano-vibration medicine combines information and energy into a new approach. It does not work with strong stimuli but with fine, right-spinning vibrations in the nanovolt range. The goal is not stimulation but order and regulation. At the centre stands the principle of resonance. The body only reacts to information that fits it. That is why we combine vibration (NanoField), electron energy (NanoCampo mat) and – if necessary – targeted modulation (NanoMusic). This form of vibration medicine does not work via substances but via information and energy. It does not replace medicine but supports the natural self-regulation of the body. What is decisive is not the strength of the stimulus but the fineness and the right resonance.

Chapter 22 – Implementation of Vibration Medicine

All life reacts to vibrations. As in homeopathy, here too it is not the substance but the information that works. The difference: with NanoCampo information is not taken but continuously transmitted via the field. NanoField strengthens information up to about sixfold, NanoMusic up to thirtyfold. Only the immaterial information works – no biochemical substance. The bio-energy is permanently re-charged and remains active for years. FormSlim and FormBeauty products carry a right-spinning information in addition to their material effect. Via NanoField this information can work 24 hours. What is decisive is not the quantity but the resonance.

Chapter 23 – Resonance Centres and Bio-Resonance Centres

Resonance centres are specially trained specialist offices that work with the NanoCampo system. There kinesiological testing is carried out to find out which programs and which strength currently fit you best. The goal is always real resonance – i.e. what your body really needs at the moment. There are resonance centres for humans and for animals.

Resonance centres for humans

These accompany adults, children and families. They test individual programs, take genetic peculiarities into account and support especially with chronic topics.

Resonance centres for animals

Animals have their own energetic and genetic patterns. Horses, dogs, cats or farm animals react differently from humans. Specially trained therapists with experience in the animal area are therefore needed here.

Bio-resonance centres

These go one step further. They are additionally allowed to produce individual bio-energies – for

individuals, families or animals. This is particularly useful for complex or long-standing topics. In many cases, however, standard bio-energies are sufficient. **Important:** The deeper you want to work, the more important a clean testing by a qualified centre is. Always choose a centre that is specialised in your needs – human or animal.

Chapter 24 – Importance of Testing

Resonance cannot be measured but only experienced. It often shows itself in strong emotions, a deep feeling of rightness or physical reactions such as goosebumps. In the NanoCampo system we work exclusively with solutions and programs to which your system reacts with love and consent. This resonance is tested kinesiologically. That is exactly why professional testing is so valuable: it makes it possible to find programs and bio-energies that fit exactly your current state. This makes the application more precise, more effective and more sustainably long-term.

Chapter 25 – Standard and Individual Bio-Energies

Bio-energies are pure information carriers that lie on the control box and are clearly strengthened via the NanoCampo system. When producing the NanoField bio-energy we work with information that is based on the primal information of the universe. In addition they are produced in a specially developed procedure on the basis of love, humility and gratitude. This heart-based production gives them a particularly pure and coherent quality that noticeably unfolds in the subtle effect. There are proven standard bio-energies for general support as well as individual bio-energies that can be kinesiologically tested and exactly tuned to one person or a whole family.

Chapter 26 – Extended Standard Bio-Energies and Selection Options

The four basic standard bio-energies – Detox, Shield, Vital and Spirit – form a strong foundation for the NanoCampo system. For many people they are completely sufficient to experience a stable and building development. In addition numerous further standard bio-energies are available in the shop – also specially for animals. Anyone who works with NanoField does not need complicated technology. It is not necessary to constantly change programs or operate software. Several bio-energies can be combined with each other as long as the Bio-Field energy is included. All energies lie directly on the control box and work continuously via the field in the entire room. The application is therefore consciously simple, calm and stable. If necessary only the bio-energy is changed – the field takes over the transmission of the positive, right-spinning information. What is decisive with NanoField is not the program but the quality of the information. A clear, constant and positive bio-energy in the field works sustainably, strengthening and ordering.

Chapter 27 – Applications for Animals

The NanoCampo system can not only be used on humans but also on animals. Animals often react very directly to vibrations and fields. Many animals instinctively seek out places where they feel energetically comfortable. With NanoField a stable or a room can be harmonised. With a NanoCampo mat individual animals can be specifically supported. It is important to choose the right mat for the size of the animal and, in the case of serious or chronic topics, to have testing carried out by a specialised resonance centre. Animals usually show clearly whether the application does them good – they voluntarily stay on the mat or near the field.

Chapter 28 – Chronic Illnesses and Genetic Topics (SNPs)

Chronic illnesses usually arise over many years. The body slowly loses energy and stability. Often several systems are affected at the same time, for example the mitochondria, the nervous

system or detoxification. NanoCampo does not work against symptoms. It first strengthens the energy of the cells. Without energy the body cannot regulate itself. Some people have genetic variants, so-called SNPs. These small differences in the genetic material are not a disease. They only show that certain metabolic pathways can react more sensitively. Genes themselves cannot be changed. But their activity can be influenced. This is called epigenetics. NanoCampo does not change any gene. It improves the energetic environment of the cell. When the cell has more energy, it can also work more stably with genetic peculiarities. With chronic and genetic topics patience is needed. Continuity is more important than intensity. Small, stable improvements are decisive in the long term.

Chapter 29 – The Role of Detoxification

Many chronic complaints are not only connected with one single organ but with a permanent burden on the body. This includes environmental toxins, heavy metals, microplastics, stress or metabolic residues. When the detoxification systems are overloaded, the body slowly loses stability. NanoCampo does not detoxify directly. It supports the energy of the cells. When the mitochondria work better, the body's own detoxification can also function more stably again. The liver, intestine, kidneys and the lymphatic system are particularly important here. A stable energy supply helps these systems to fulfil their natural task better. Detoxification is not a quick process. It needs calm, rhythm and patience.

Chapter 30 – Rhythm and Long-Term Stability

The body loves rhythm. Sleep-wake cycles, heartbeat, breathing and hormone control follow fixed patterns. Regeneration also needs repetition. Individual impulses can initiate change. Stability, however, arises through regular application. NanoCampo works best when it is used continuously. Small, recurring impulses are more effective than strong, irregular stimuli. Especially with chronic or genetic topics consistency is decisive. The body needs time to build up new stability. Step by step a resilient foundation for long-term health is created.

Chapter 31 – Realistic Expectations and Time Factor

Health does not arise overnight. Many complaints develop over years. That is why the build-up of stability also needs time. As a rule of thumb: build-up takes clearly longer than breakdown. Small, steady improvements are more valuable than quick, strong reactions. NanoCampo works supportively. It strengthens the energy and order in the body. Especially with chronic or genetic topics patience and continuity are needed. Anyone who works regularly and gives the body time often experiences a deep and sustainable stabilisation. Expectation pressure, on the other hand, blocks natural regulation.

Chapter 32 – Why Information Alone Is Not Enough

Information can give the body a direction. But without energy it cannot implement this information. NanoField mainly works with information. NanoCampo supplements this information with electrons – i.e. with additional energy for the cells. So that repair and regeneration can really take place, the body needs both: clear information and sufficient energy. In addition biochemical building blocks must also be present, for example through nutrition or targeted supplements. Only the interplay of information, energy and nutrients creates a stable foundation. For this we have developed our metabolism complex remedy from FormSlim.

Chapter 33 – Wellness, Regeneration and Therapy – Differentiation

In the NanoCampo concept there are three areas. NanoField belongs in the wellness area. It

harmonises rooms and supports gently in everyday life. NanoCampo belongs in the regeneration area. It additionally supplies the body with electrons and strengthens the cells during sleep. NanoMusic belongs in the therapy area. It sets targeted impulses and works in a time-limited way. This clear division helps to use the system correctly. Not every application is a therapy. Not every therapy is intended for permanent use. Anyone who understands the differences works more safely and responsibly.

Chapter 34 – Limits of the System and Responsibility

NanoCampo does not replace any medical treatment. It is an energetic support. Genes cannot be changed. Chronic processes need time. Catabolic impulses such as NanoMusic must also not be used permanently. Responsibility means not overtaxing the body. Stimuli should be set consciously and sufficient regeneration planned. The goal is always the strengthening of natural self-regulation. The system works supportively – the actual work is done by the body itself.

Chapter 35 – Technology with Principles – Minimalism Instead of Radiation

Our technology is deliberately designed minimalist – not out of thrift but out of principle. Less technology means more effect: higher functionality, longer service life and maximum tolerability for humans. Our three basic principles:

1. Radiation-free living space All electrical signals are right-spinning – only possible with bio-energy. No WLAN, no Bluetooth, no pulsed interference signals.
2. Long-lasting & maintenance-free No display, no sensitive parts – for years of operation without failures.
3. Efficient & reliable Technology reduced to the essentials.

Why does the control box have no display? Because it is not needed. A short green light at the start shows that the program is running. Afterwards there is absolute calm. No flickering, no screen – only pure effect. Less technology. More trust. More quality of life.

Chapter 36 – Conscious Handling of Bluetooth

Bluetooth is a strong technical signal. It works catabolically, i.e. demanding on the body. Short-term it is therapeutically useful. Used permanently, however, it means stress for the regulation system. Even if NanoField turns the signal energetically to the right, the physiological stimulus remains. Bluetooth should therefore only be used in a targeted and time-limited way – for example during a NanoMusic application. In everyday life we recommend listening to music preferably wired and not leaving Bluetooth permanently switched on. The principle is: use stimulus consciously, then regenerate sufficiently.

Chapter 37 – Purchase and Use of Bluetooth Devices

If you want to use Bluetooth therapeutically, when buying make sure that the device can also be used wired. Ideal are speakers or headphones with a 3.5 mm audio jack (AUX). This way you can consciously choose between wireless and wired use. Bluetooth should only be activated during a targeted application. For everyday life we recommend wired use. Permanently active radio signals mean an unnecessary burden for the body. Technology is not fundamentally bad. What is decisive is the conscious handling. Anyone who buys devices with cable option and uses Bluetooth only in a targeted way combines modern technology with responsibility for his/her own health.

Chapter 38 – Checking the Effect with the PULCA App

The effect of NanoCampo can be made visible with the PULCA app. Here not a single number is judged but the course of the regulation. What is decisive is how the values change over several measurements. The procedure is simple: first a baseline measurement is carried out. Then the person lies on the NanoCampo mat. Afterwards another measurement is made every two minutes. Often clear changes already show after a few measurements. After about 15 to 20 minutes the values usually stabilise in the green range. Important: The PULCA app normally shows a daily average. For judging the effect, however, every single measurement is decisive. The results should therefore be saved or forwarded after every measurement. This makes it visible how the body regulates itself step by step.

Chapter 39 – Prerequisites for Installation

The NanoCampo system is supplied complete with the following accessories: • Nano control unit (control box)

- Bio-energy (must be ordered separately)
- 220-volt plug with 12-volt power cable
- USB-C cable (for the data connection with mobile phone or tablet)

For the complete NanoCampo system the following are additionally included:

- Large nano-mat (65 × 190 cm) – mainly for night application
- Connection cable between control unit and mat (can be unscrewed for pure NanoField use – please keep the cable well and do not throw it away)

Additionally available for daytime application:

- Seat mat (40 × 50 cm) • NanoCampo bag (for mobile use on the body)
- Clamps for secure fastening of seat mat and control unit

For animals:

- Specially tuned NanoCampo animal mat for horses
- For large dogs the large mat, for small dogs and cats the small mat

Technical prerequisites

The NanoCampo app runs exclusively on Android devices. If you are not technically able to carry out the installation yourself or do not have a suitable Android device or do not want to set one up, you can conclude a NanoCampo subscription. Your therapist or resonance centre can then also order or make available a pre-installed Android device for you. Important: In rare cases an active VPN connection can disturb the secure data transmission. Please deactivate the VPN during app use and when downloading programs.

Chapter 40 – Hardware Connections

The control box is operated either via the built-in battery or via the power cable. For permanent use in the house it is recommended to leave the device permanently plugged into the mains. This harmonises the entire power circuit. To charge, simply plug the cable into a 220-volt socket. The Bio-Field energy is always placed directly on the control box. For NanoField you additionally need the end plug. For the NanoCampo system a mat is connected instead of the end plug. The connection to the mat is made via the intended connection with bayonet lock. To transfer programs you connect your Android device to the control box via the USB-C cable. This creates a clear and stable connection between app and device.

Chapter 41 – Software and Updates

The software of the NanoCampo system is regularly updated on the central server. This means you do not have to install complicated updates manually. As soon as you log into the app with your user account, the current weekly plans and programs are automatically synchronised. Your system is thus always up to date. New programs or adjustments are directly available to you without you having to change technical settings. It is only important that your Android device has an internet connection when you log in. Afterwards you can transfer the programs to the control box as usual and use them.

Chapter 42 – Safety Regulations and Warranty

Please read the enclosed safety regulations carefully. The most important notes are as follows:

- The device is not intended for persons (including children) with restricted physical, sensory or mental abilities or without sufficient experience and knowledge – unless they are supervised or instructed. Children should be supervised so that they do not play with the device.
- Above 2000 metres above sea level the mat does not work reliably because the earth's gravity is too strong for the nano-biofield.
- The device must not come into contact with water.
- The optimal operating temperature is between 10 °C and 40 °C.
- The device is an electronic device and must not be disposed of with normal household waste.
- Neither the mat nor the control unit require maintenance.
- In case of damage or leaking battery please immediately take the device out of operation.
- Opening the control unit is strictly prohibited and leads to loss of warranty. The battery may only be changed by authorised persons.
- In the warranty case please contact us by e-mail at info@nanocampo.ch with a short description of the problem, the serial number and your delivery address.

Warranty

The warranty is 2 years and includes free replacement parts as long as the device has been used properly. Improper handling (e.g. folding the large mat, pulling on the cable, opening the device) leads to the expiry of the warranty. The NanoCampo system is a wellness device. It does not replace any medical diagnosis or treatment and gives no healing promises. The application is at your own responsibility.

Chapter 43 – Subscription Models and Benefits

The NanoCampo system can be used without a subscription. Nevertheless we recommend a subscription in many cases because it ensures continuity and professional support. Especially with chronic or genetic topics regularity is decisive. A subscription ensures that programs are regularly adjusted and the body becomes more stable step by step. There are four main subscription models:

1. NanoCampo subscription human (annual) This subscription is the simplest solution. Your resonance centre tests you – and on request also your family – usually once per month. When a program change is necessary, the new program is automatically prepared for you and saved in your app. You only have to: Open app → log in → update → done. It is ideal for people who do not want to worry about details themselves.
2. NanoCampo subscription animal (annual) This subscription works similarly to the subscription for humans but is tuned to animals. It contains no product discounts but is price-adjusted to facilitate regular use in stables or animal households.

3. Subscription human (3, 6 or 12 months) This model is aimed at persons who want to decide actively themselves which programs they download. Testing is also possible but you determine yourself which programs are loaded onto your device.
4. Subscription animal (3, 6 or 12 months) Corresponds to the human subscription but is specially designed for animals.

With all subscriptions:

- One test per month (for the family) is included free of charge.
- Product discounts apply only to human subscriptions: o 3 months → 5 % discount o 6 months → 7.5 % discount o 12 months → 10 % discount
- From a purchase value of 200 € you additionally receive a 10 € voucher.

Why do we particularly recommend a subscription for genetic or chronic topics? Because many different programs should be applied consistently for several months. Longer breaks prevent stability. A subscription ensures continuity and prevents interruptions. In addition we recommend many people to rent the system first. This way everyone can experience the effect in peace before making a long-term decision.

Chapter 44 – Producing Levitated Water Yourself

With the NanoCampo system you can also produce energised and structured water in larger quantities yourself. It works best when the water is constantly moving during energisation. For this you can use a magnetic stirrer with stir bar. Place the stirrer on the NanoCampo mat and on it a glass container (with dispenser) with up to about 5 litres of water. Use osmosis water if possible.

Stirring speed:

The stirrer should be set to medium strength (approx. 40–60 %).

Vortex in the water:

In the middle a small, calm funnel (approx. 1–2 cm) should form. The vortex must not reach down to the stir bar so that the water circulates calmly and evenly.

Information transmission

While the water is being stirred, the NanoField program runs simultaneously on the mat and the Bio-Field bottle stands on the control box. This way the water can absorb this information particularly well. The longer the water is stirred, the more information it can store. Many users therefore let the water be energised for up to 24 hours. Afterwards you can simply fill the water into glass bottles or jugs and drink it distributed over the day.

Chapter 45 – Therapist Application Concept

The NanoCampo mat and NanoMusic noticeably strengthen every therapy form. Whether you work manually, energetically, medically or cosmetically – the effect becomes clearly more intensive and the client often experiences an immediate “aha” effect.

The following professional groups and therapy forms particularly benefit:

- Physiotherapists, osteopaths and chiropractors
- Alternative practitioners and doctors
- Masseurs and body therapists

- Energetic practitioners, Reiki masters and vibration therapists
- Psychotherapists and coaches
- Beauticians and aesthetics specialists
- Animal alternative practitioners and animal physiotherapists
- Manual therapists and fascia therapists • Acupuncturists and TCM therapists
- Podologists and foot reflexology therapists

This is how you use it optimally in practice:

- Place the client on the mat 2 minutes before every treatment. This orders the crystal water in the body, the cells calm down and the subsequent therapy works up to six times more strongly.
- Use a docking station for your tablet/mobile phone so that the device remains charged throughout the entire session.
- For particularly intensive sessions combine the mat with NanoMusic. NanoMusic brings every treatment into a new dimension because body, mind and soul are strengthened simultaneously and intensively.

You can also excellently use the NanoCampo mat for remote treatments. Place a surrogate (e.g. photo, hair sample or a personal object of the client) on the mat and connect live with the client via video call during the session. This makes the energetic connection clearly more intensive and the client often feels the effect immediately – even over great distances. The result: your clients feel the therapy more deeply, the effect lasts longer and you achieve noticeable progress more quickly – with every therapy form.

.